

ESG PORTFOLIO MANAGEMENT

Report December 2021



The real growth in renewable energy has not accelerated as expected

We thank our clients for their patience and trust

Christoph Klein

OUR SUMMARY FOR 2021

For the third time in a row, our two funds received the FNG label with three stars.



ESG Portfolio Management received the ESG Investing awards “best fixed-income investment fund” and “best multi-asset investment fund”.



Also, we won the “German Excellence Price 2022” in the category Strategy & Transformation



Our mission statement and belief is, that companies providing sustainable products and services should perform well in the long run with lower risk.

In 2021 both funds delivered weak financial performances. We have been too defensive, and our equity index put options have been a drag on the performance.

As we understand the need and urgency to protect the climate, we invest in global market leaders in renewable energy. Unfortunately, their performance was disappointing (Orsted -35%; Scatec -56%; Vestas -32%) as increasing costs reduced margins and growth was below expectations. Joe Manchin blocking Joe Biden’s plan to fund more than USD 500 bn to tackle climate change was not helpful.

Also, some investments in other sectors like Alstom (-35%) and AcadeMedia (-31%) underperformed.

Our successful positions like BioNTech (+205%) and IDP Education (+68%) have been smaller in size and could not compensate for these losses. FCR Immobilien (+42%) delivered a positive contribution.

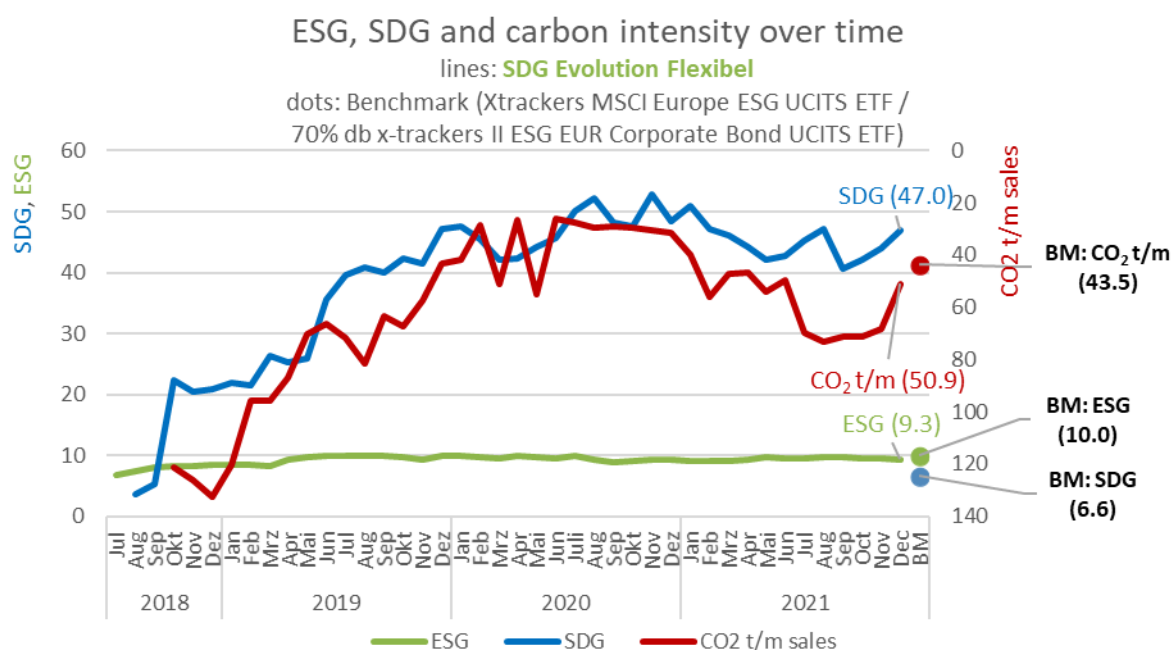
The bond fund suffered from the general credit spread widening. Our interest rate hedges have not worked out (yet). We expect higher inflation, driven by higher carbon prices, logistical frictions, and some de-globalization.

In December, the price of Deutsche Lichtmiete’s bond plunged driven by suspected fraud. Going forward, we will reduce our holdings faster when engagements are fruitless or general questions remain unanswered. We work hard that the performance will improve for both funds in 2022.

SDG EVOLUTION FLEXIBEL I (WKN: A1W9AZ)

In December, the SDG Evolution Flexibel I gained 1,53 % driven by positive equity markets. FCR Immobilien delivered a solid outperformance. During December we took partial profits on our BUXL shorts as yield curves steepened. The primary market was very quiet, and we did not buy any new bond issues. On December 20th we added Vestas shares at 183,60 as they plunged thanks to senator Joe Manchin.

The SDG Evolution Flexibel achieves an overall ESG score of 9.3 (maximum 10). 4% of our positions got an ESG rating upgrade and none a downgrade. For E we achieved a score of 7.2, for S 6.0, and for G 6.3. Carbon emissions, at 50.9 t CO₂ per USD million of sales are above the benchmark (30% Xtrackers MSCI Europe ESG UCITS ETF / 70% db x-trackers II ESG EUR Corporate Bond UCITS ETF: 43.5 t) as we focus more on transition and increased our holdings in industrial companies which actively reduce their emissions. The SDG score is 47 % (source: MSCI ESG). The graph presents the fund's ESG quality, SDG impact, and carbon emissions over time. The dots represent current benchmark data:



Source: MSCI ESG, January 3rd, 2022

PERFORMANCE

Monthly Returns (in %):

ESG Portfolio Management advises since July 2018 (green fields)

	Jan	Feb	Mar	Apr	May	Jun	Jul	Aug	Sep	Oct	Nov	Dez	YTD
2014			-0.48	0.75	0.68	-0.05	-0.25	1.08	0.30	-1.30	2.11	-1.20	1.60
2015	3.23	2.58	0.63	-0.49	-0.38	-2.49	1.52	-4.97	-1.13	4.00	1.90	-1.86	2.19
2016	-3.02	-2.12	1.21	-0.19	-0.17	-1.83	0.64	0.50	-0.47	-0.37	-0.93	1.41	-5.32
2017	0.16	1.13	1.51	0.85	0.28	-1.33	0.34	-0.72	2.96	0.84	-0.62	-0.32	5.12
2018	0.92	-1.36	-1.01	1.38	-1.23	-0.53	1.16	-0.84	-0.12	-1.57	0.42	-2.09	-4.84
2019	1.78	1.65	0.44	1.17	-1.07	-1.13	0.03	-1.22	-0.83	-0.08	1.18	0.68	2.55
2020	0.32	0.52	-6.43	2.72	0.20	3.22	0.53	0.63	-0.81	0.53	2.86	1.30	5.37
2021	0.03	-1.67	0.85	-0.19	-0.31	-0.05	-0.40	-0.57	-2.15	1.44	-1.27	1.53	-2.81

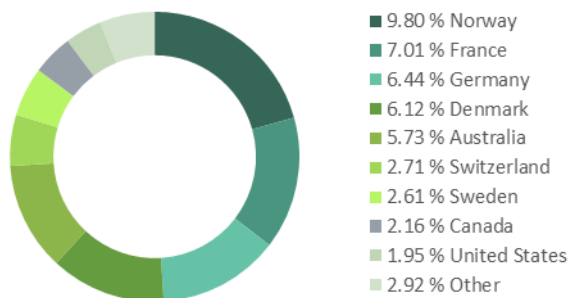
Source: Universal-Investment, December 30th, 2021

Only for professional clients and eligible counterparties. Not for private customers – Advertisement.

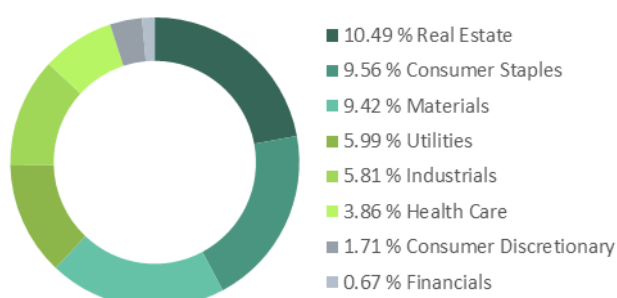
Portfolio statistics: as of December 30th, 2021 (Source: Universal Investment)

(net) Asset Allocation		Risk measurement		Bond Ratings		Top Equity Holdings
Equities	47.5% (33.8%)	Risk-return profile	4 (max.7)	AAA/AA	5.0%	FCR Immobilien
Bonds	50.9% (33.6%)	Vola / SharpeR 3 years	5.46 / 0.40	A	27.2%	Sims Ltd.
Gold	0%	Ø Credit-Rating	BBB+	BBB	56.6%	Amgen Inc.
Cash	0.5%	(net) Interest duration	1.84	BB	1.9%	Vestas Wind
		Spread duration	5.22	NR	9.3%	Edwards Lifesciences

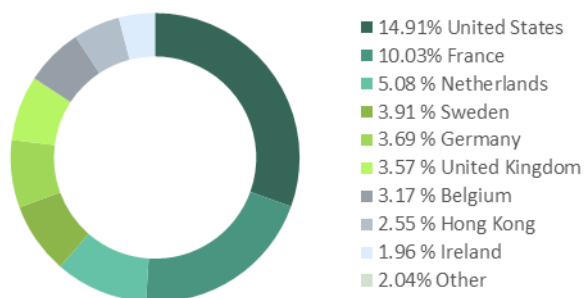
Equities by country



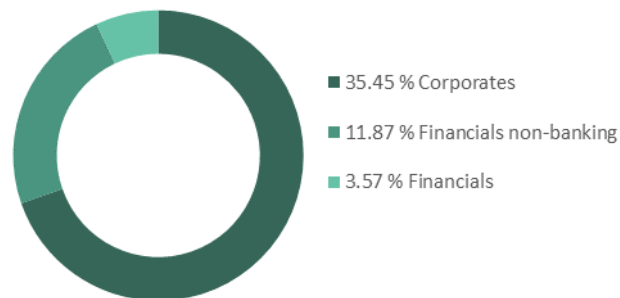
Equities by industry sectors



Fixed Income by country



Fixed Income by industry sectors



Product details: as of December 30th, 2021 (Source: Universal Investment)

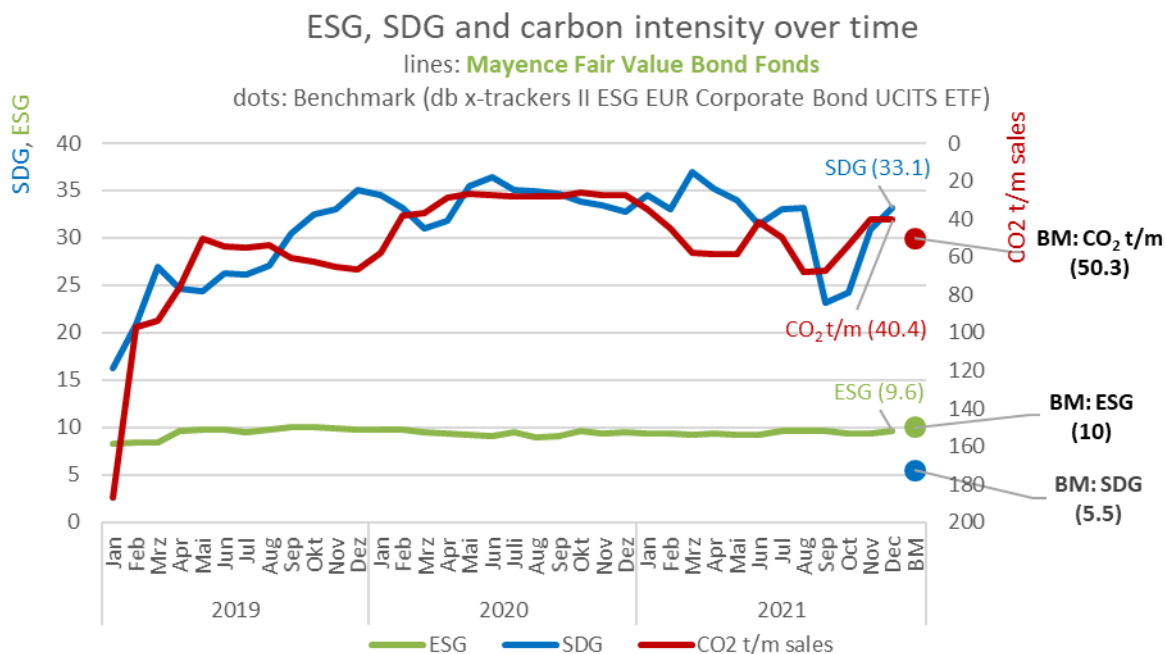
	WKN	ISIN	TER	AuM	Min. Investment
SDG Evolution Flexibel I	A1W9AZ	DE000A1W9AZ5	1.14%	8.0	100,000 EUR
SDG Evolution Flexibel R	A1W9AA	DE000A1W9AA8	1.85%	1.0	100 EUR

MAYENCE FAIR VALUE BOND FONDS (WKN: A2AQZE)

In December, the value of our bond fund decreased 0.53 % mainly driven by the dramatic fall in Deutsche Lichtmiete's bond prices. We did not buy any new issue in December and took partial profits on our interest rate hedges.

The fund has a very high ESG score of 9.6 (max. 10). 9% of our positions received an ESG rating upgrade and none a downgrade. For E we get 7.4, for S 6.2, and for G 6.0. The Mayence achieves an SDG impact of 33.1. The CO₂ emissions of the companies in the portfolio amount to 40.4 t CO₂ per million USD of sales (benchmark: db x-trackers II ESG EUR Corporate Bond: 50.3 t) (sources: MSCI ESG).

The following chart shows the fund's performance in terms of ESG quality, SDG impact and CO₂ emissions:



Source: MSCI ESG, January 3rd, 2022

PERFORMANCE

Monthly Returns (in %):

ESG Portfolio Management GmbH advises since February 2019 (green fields)

	Jan	Feb	Mar	Apr	May	Jun	Jul	Aug	Sep	Oct	Nov	Dez	YTD
2017	-0.54	1.62	-0.15	1.04	-0.20	-0.35	-0.46	0.09	0.39	0.79	-0.66	0.03	1.58
2018	-0.55	0.07	-0.66	0.61	-0.41	-1.75	1.31	-0.56	0.81	-0.68	-0.73	-0.52	-3.07
2019	1.06	0.63	-0.37	0.68	0.01	-0.30	0.07	-0.98	-0.72	0.12	-0.29	0.04	-0.06
2020	0.41	0.45	-3.93	0.65	0.75	1.55	0.95	0.16	0.00	0.56	0.34	-0.14	1.65
2021	0.02	-0.64	-0.13	0.29	-0.26	0.04	0.51	-0.37	-0.52	-0.96	-0.93	-0.53	-3.43

Source: Universal Investment, December 30th, 2021

Only for professional clients and eligible counterparties. Not for private customers – Advertisement.

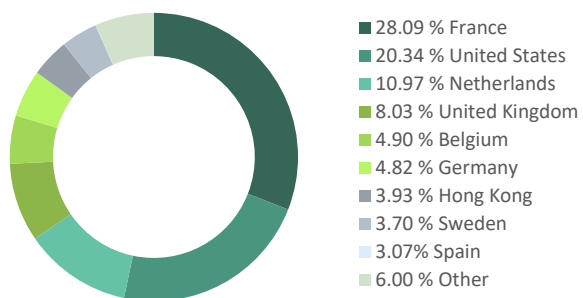
Portfolio statistics: as of December 30th, 2021 (Source: Universal Investment)

Rating Distribution	
AAA/AA	4.2%
A	25.4%
BBB	63.8%
BB	1.9%
NR	6.7%

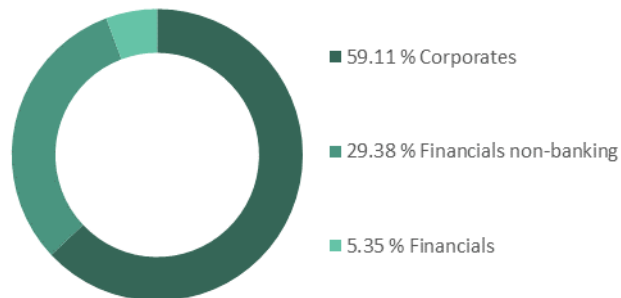
Risk measurements	
Risk-return profile	3 (max. 7)
Vol. / SharpeR 3 y.	2.40% / -0.05
Ø Credit-Rating	BBB+
(net) Interest duration	3.35
Spread duration	6.28

Top Holdings
Klépierre
Covivio
Gilead Sciences
Gecina
Amgen

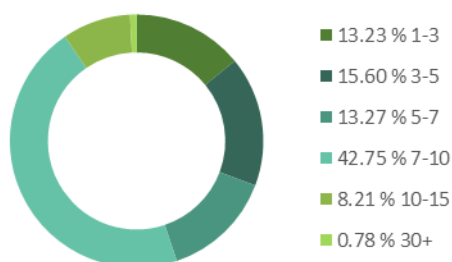
Fixed Income by country



Fixed Income by industry sectors



Fixed Income by maturity profile



Product details: as of December 30th, 2021 (Source: Universal Investment)

	WKN	ISIN	TER	AuM	Min. Investment
Mayence Fair Value Bond	A2AQZE	DE000A2AQZE9	1.11%	6.6	100 EUR

Our exclusion criteria

Companies:

We exclude companies with violations against the UN Global Compact Principles and companies with activities in the following business areas:

Exclusion criterion	Maximum share of turnover
<ul style="list-style-type: none"> - Weapons of mass destruction and controversial weapons - Coal mining, processing & services - High risk oil & gas (Fracking, Arctic Drilling, Oil Sands, Services) - Nuclear power generation - Uranium mining - Embryonic stem cell research and cloning technology 	0%
<ul style="list-style-type: none"> - Coal-fired power generation - Oil extraction, processing and power generation - Production and distribution of key components for nuclear power plants - Biocides - Animal testing - Genetic engineering in food production - Civilian weapons - Conventional tobacco products and alcohol - Entertainment media (gambling, gaming, pornography) 	5%

Countries:

Countries are excluded in case of serious controversies, death penalty, human rights violations, lack of labour rights, child labour, corruption (according to Transparency International), violation of the Nuclear Non-Proliferation Treaty, high military budget, authoritarian regime (according to Freedom House Ranking), non-ratification of the Biosafety Protocol.

The ESG score is calculated by MSCI ESG:

The ESG scores is based on the ESG ratings of the portfolio positions but also on the ratio of ESG rating upgrades to downgrades. Our target ESG score is at least 9.0 (maximum 10)

The SDG impact is calculated by MSCI ESG:

The SDG impact is measured by the companies' turnover which can clearly be attributed to a theme. We translate these MSCI ESG themes in specific SDG impacts without changing the portfolio impact number.

The Carbon intensity is calculated by MSCI ESG:

The Carbon intensity is measured in t CO2 divided by sales for every company and aggregated for the funds.

We measure our portfolios' climate risk with the support of the company right. based on science.

<https://www.right-basedonscience.de/en> The result: **The positions of the SDG Evolution Flexibel and of the Mayence Fair Value bond fund are Paris-aligned (1.75 degree). We support climate transition!**

For our bond fund we use for comparison the db x-trackers II ESG Corporate Bond UCITS ETF.

For our balanced fund we use 70% of the Corporate Bond ETF mentioned above and 30% of the equity ETF Xtrackers MSCI Europe ESG UCITS Class 1C (reflecting our average equity allocation of 30%).

Only for professional clients and eligible counterparties. Not for private customers – Advertisement.

Important Information & Disclaimer

This information is intended exclusively for professional customers or suitable counterparties as defined in the WpHG and is not intended for private customers. This advertisement does not constitute investment advice. No guarantee is given as to the accuracy and completeness of the information and any liability for any damage resulting from the use and / or disclosure of this information is rejected.

The information is directed only at investors in the countries in which the respective fund is authorized for distribution. They are not intended for publication or use by persons or companies in a country in which the fund is not authorized for distribution. In particular, the units of the respective fund may not be offered for sale or sold within the USA nor to or for the account of US citizens or US persons resident in the USA. The documents published here and the information contained therein may not be distributed in the USA or in other countries in which distribution is not permitted.

The fund portrait is for information purposes only and does not constitute investment advice or solicitation to buy or sell shares in the fund. The sole basis for the purchase of units is the sales documents (key investor information, sales prospectus, annual and semi-annual reports) relating to the fund. Sales documents relating to all of the investment funds of Universal-Investment are available free of charge from your adviser / broker, the responsible depository, or Universal-Investment at <http://www.universalinvestment.com>.

The fund has increased volatility due to its composition and investment policy, which means that unit prices may be subject to significant upward and downward fluctuations within a short period of time. Calculations or yield data are not to be understood as a yield commitment; they are purely indicative and based on data and assumptions that may possibly not be realized in practice, only in a different form or at different times. As a result, there is a risk that, in reality, lower returns or even losses, even total loss, will be achieved. Past performance is no indication of future performance.

ESG Portfolio Management GmbH, headquartered in Frankfurt am Main, is an owner-managed company with core competence in bank-independent advice on capital market products. It develops tailor-made solutions for professional investors in order to generate sustainably adequate income despite rather low risk budgets. ESG Portfolio Management is initiator and advisor to the funds SDG Evolution Flexibel and Mayence Fair Value Bond Fonds.

The information may not be reproduced in extracts or as a whole without the written permission of the creator or passed on to other persons.

ESG Portfolio Management is acting in the context of investment brokerage of and investment advice in financial instruments pursuant to Section 2 (2) No. 3 [and No. 4] of the German Securities Institutions Act ("WpIG") as a contractually tied agent pursuant to Section 3 (2) WpIG exclusively for the account and under the liability of AHP Capital Management GmbH, Weissfrauenstrasse 12-16, 60311 Frankfurt am Main, ("AHP"). In accordance with the legal requirements, AHP is obliged to inform its clients of the following information about "AHP Capital Management GmbH and its investment services: MiFID Information."



ESG Portfolio Management GmbH

Weißfrauenstraße 12-16
60311 Frankfurt am Main
+49 151 50408817
klein@esg-pm.com
www.esg-portfolio-management.com