

ESG PORTFOLIO MANAGEMENT

Report July 2024



Sources: indianewengland, floridapolitics

The US election will have an impact on the global climate.

We have been nominated for the German Sustainability Award.

Whoever wins the US elections in November will have a significant impact on the climate, among many other issues. The positions of the two candidates could hardly be more different.

As Vice President, Kamala Harris was already heavily involved in climate protection projects such as the Inflation Reduction Act, which led to the largest climate investments in US history. As the first female President of the United States, she also wants to prioritize climate protection measures. Her plan includes investments of up to 10 trillion US dollars, a ban on fracking and promoting global climate protection measures.

Donald Trump, on the other hand, is planning a contrasting program. He wants to reverse the climate and energy policy of the Biden administration, promote fossil fuels, cut investment in clean energy and fill key positions with climate sceptics.

The US is home to many companies that are already developing and offering technologies for a climate-neutral future, such as solar and hydrogen. The SDG Evolution Flexible invests in such companies worldwide to support them in this important task and secure a future worth living, regardless of the outcome of the election.

ESG Portfolio Management has been nominated for the German Sustainability Award in the financial services provider category.

We are delighted and would like to thank our partners, supporters and investors.

<https://www.nachhaltigkeitspreis.de/unternehmen/finanzdienstleister-boersen>

Please feel free to contact me:

Christoph Klein

klein@esg-pm.com

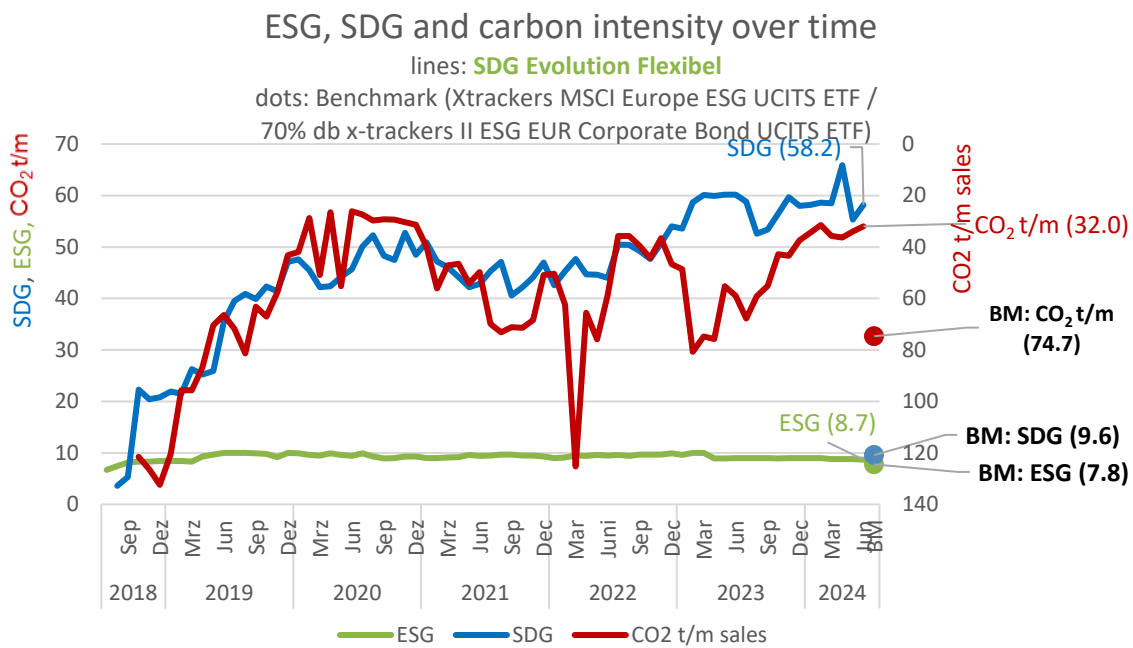
+49 151 50408817



SDG EVOLUTION FLEXIBEL I (WKN: A1W9AZ)

The fund price fell by 0.35% in July. At the beginning of July, we bought DAX puts 18,000 December 2024, which we plan to sell in the event of market weakness. We also reduced shares in SMA Solar, Signify and Grieg. We will selectively shift into sustainable corporate bonds. Alstom's 5.868% sustainability bond, which was issued in May and is now trading at 104, performed successfully.

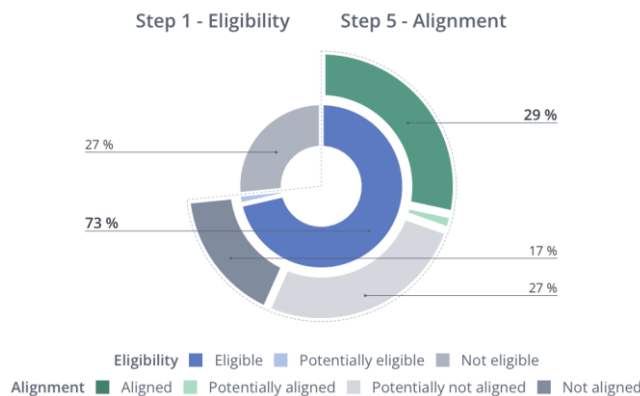
The SDG Evolution Flexibel achieves an overall ESG score of 8.7 (maximum 10). 5.7% of our positions got an ESG rating upgrade and 11.4% a downgrade. For E, we achieved a score of 7.2, for S 5.6, and for G 7.0. Carbon emissions, at 32t CO2 per USD million of sales are below the benchmark (30% Xtrackers MSCI Europe ESG UCITS ETF / 70% db x-trackers II ESG EUR Corporate Bond UCITS ETF: 74.7t) as we focus more on transition and increased our holdings in industrial companies which actively reduce their emissions. The SDG score is 58.2 % (source: MSCI ESG). The graph presents the fund's ESG quality, SDG impact, and carbon emissions over time. The dots represent current benchmark data:



EU Taxonomy Alignment

Source: MSCI ESG, July 31st, 2024

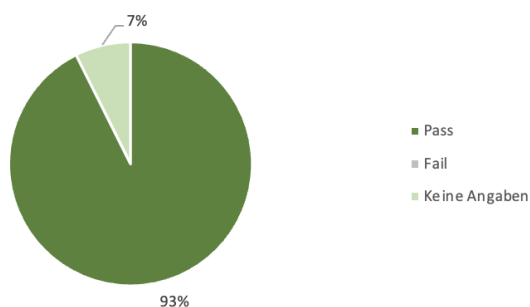
Company	Eligible	Aligned
Clarity AI	77%	29%
MSCI ESG Data	66%	56%



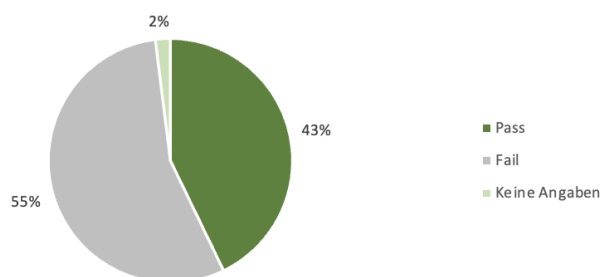
Only for professional clients and eligible counterparties. Not for private customers – Advertisement.

MSCI EU SUSTAINABLE INVESTMENT SCREENING

SDG Flexibel - MSCI EU Sustainable Investment Screening



Benchmark SDG Flexibel - MSCI EU Sustainable Investment Screening



Source: MSCI ESG, June 30th 2024

PRINCIPLE ADVERSE IMPACT INDICATORS (PAIS)

[Expand all](#) [Close all](#)

Categories	Coverage	Total	Units
	SFDR profile	SFDR profile	SFDR profile
Environmental	-	-	-
M1 - Total GHG emissions	100.00 %	2,447.87	tonne CO2e
M1.1 - Scope 1 GHG emissions	100.00 %	16.63	tonne CO2e
M1.2 - Scope 2 GHG emissions	100.00 %	13.66	tonne CO2e
M1.3 - Scope 3 GHG emissions	100.00 %	2,417.58	tonne CO2e
M2 - Carbon footprint	100.00 %	949.87	tonne CO2e / E...
M3 - GHG intensity of investee companies	100.00 %	1,043.84	tonne CO2e / E...
M4 - Exposure to companies active in the fossil fuel sector	100.00 %	3.89 %	%
M5 - Share of non-renewable energy consumption and production	0.00 %	-	-
M5.1 - Share of non-renewable energy consumption	91.13 %	50.15 %	%
M5.2 - Share of non-renewable energy production	100.00 %	0.33 %	%
M6 - Energy consumption intensity per high impact climate sector	100.00 %	0.17	GWh / EUR M re...
M6.1 - Energy consumption intensity per high impact climate sector A	100.00 %	< 0.01	GWh / EUR M re...
M6.2 - Energy consumption intensity per high impact climate sector B	100.00 %	< 0.01	GWh / EUR M re...
M6.3 - Energy consumption intensity per high impact climate sector C	100.00 %	0.03	GWh / EUR M re...
M6.4 - Energy consumption intensity per high impact climate sector D	100.00 %	0.06	GWh / EUR M re...
M6.9 - Energy consumption intensity per high impact climate sector L	100.00 %	0.06	GWh / EUR M re...
M7 - Activities negatively affecting biodiversity sensitive areas	94.69 %	0.00 %	%
M8 - Emissions to water	13.57 %	< 0.01	tonne / EUR M i...
M9 - Hazardous waste	100.00 %	6.37	tonne / EUR M i...
Social	-	-	-
M10 - Violations of UN Global Compact principles and OECD Guidelines for Multinational Enterprises	94.69 %	4.00 %	%
M11 - Lack of processes and compliance mechanisms to monitor compliance with UNGC and OECD-GME	100.00 %	0.00 %	%
M12 - Unadjusted gender pay gap	57.14 %	10.46 %	%
M13 - Board gender diversity	100.00 %	39.17 %	%
M14 - Exposure to controversial weapons	100.00 %	0.00 %	%

Source: Clarity AI, June 30th 2024

PERFORMANCE

Monthly Returns (in %):

ESG Portfolio management advises since July 2018 (green fields)

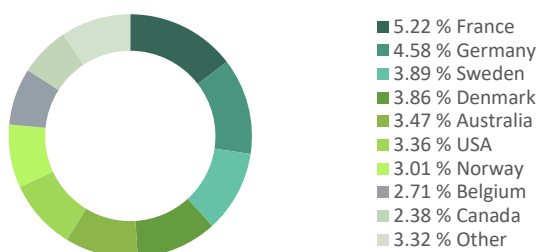
	Jan	Feb	Mar	Apr	May	Jun	Jul	Aug	Sep	Oct	Nov	Dez	YTD
2014			-0.48	0.75	0.68	-0.05	-0.25	1.08	0.30	-1.30	2.11	-1.20	1.60
2015	3.23	2.58	0.63	-0.49	-0.38	-2.49	1.52	-4.97	-1.13	4.00	1.90	-1.86	2.19
2016	-3.02	-2.12	1.21	-0.19	-0.17	-1.83	0.64	0.50	-0.47	-0.37	-0.93	1.41	-5.32
2017	0.16	1.13	1.51	0.85	0.28	-1.33	0.34	-0.72	2.96	0.84	-0.62	-0.32	5.12
2018	0.92	-1.36	-1.01	1.38	-1.23	-0.53	1.16	-0.84	-0.12	-1.57	0.42	-2.09	-4.84
2019	1.78	1.65	0.44	1.17	-1.07	-1.13	0.03	-1.22	-0.83	-0.08	1.18	0.68	2.55
2020	0.32	0.52	-6.43	2.72	0.20	3.22	0.53	0.63	-0.81	0.53	2.86	1.30	5.37
2021	0.03	-1.67	0.85	-0.19	-0.31	-0.05	-0.40	-0.57	-2.15	1.44	-1.27	1.53	-2.81
2022	-3.35	2.92	1.51	-1.26	-2.80	-2.41	5.26	0.55	-6.34	-3.21	3.28	-1.60	-7.77
2023	3.82	-2.01	1.31	-1.51	-1.78	-2.52	-0.53	-1.91	-2.52	-0.83	-1.31	5.61	-4.44
2024	-4.45	-3.31	0.13	-1.93	0.50	-6.21	-0.35						-14.79

Source: Monega, July 31st, 2024

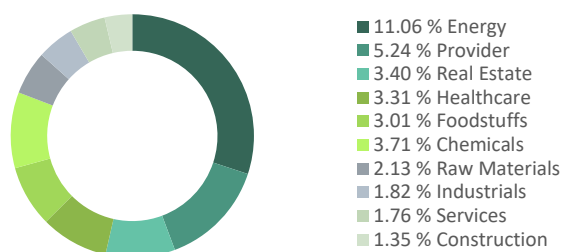
Portfolio statistics: as of July 31st, 2024 (Source: Monega)

Asset Allocation		Risk measurement		Bond Ratings		Top Equity Holdings	
Equities	33.2%	Risk-indicator	3 (max.7)	AAA/AA	5.7%	SMA Solar	
Bonds	61.6%	Vola / SharpeR s.inc.	6.30 / -0.38	A	21.0%	Sims Ltd.	
Derivate	2.4%	Ø Credit-Rating	BBB+	BBB	60.6%	Enphase	
Cash	2.8%	(net) Interest duration	(5.12) 3.64	BB	12.9%	Covivio	
		Spread duration	5.12	NR	0.0%	Vestas	

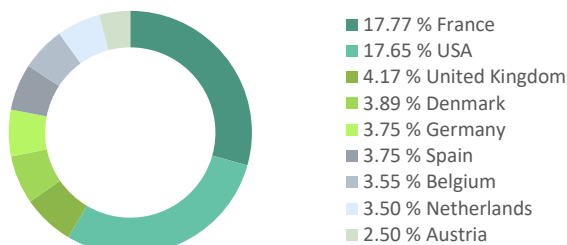
Equities by country



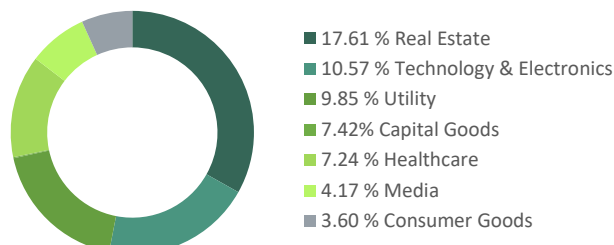
Equities by industry sector



Fixed Income by country



Fixed Income by industry sector



Product details: as of June 28th, 2024 (Source: Monega)

	WKN	ISIN	TER	AuM	Min. Investment
SDG Evolution Flexibel I	A1W9AZ	DE000A1W9AZ5	1.52%	1.5	100,000 EUR
SDG Evolution Flexibel R	A1W9AA	DE000A1W9AA8	2.21%	1.1	none

Our exclusion criteria

Companies:

We exclude companies with violations against the UN Global Compact Principles and companies with activities in the following business areas:

Exclusion criterion	Maximum share of turnover
- Weapons of mass destruction and controversial weapons	
- Coal mining, processing & services	
- High risk oil & gas (Fracking, Arctic Drilling, Oil Sands, Services)	0%
- Nuclear power generation	
- Uranium mining	
- Embryonic stem cell research and cloning technology	
- Coal-fired power generation	
- Oil extraction, processing and power generation	
- Production and distribution of key components for nuclear power plants	
- Biocides	5%
- Animal testing	
- Genetic engineering in food production	
- Civilian weapons	
- Conventional tobacco products and alcohol	
- Entertainment media (gambling, gaming, pornography)	

Countries:

Countries are excluded in case of serious controversies, death penalty, human rights violations, lack of labour rights, child labour, corruption (according to Transparency International), violation of the Nuclear Non-Proliferation Treaty, high military budget, authoritarian regime (according to Freedom House Ranking), non-ratification of the Biosafety Protocol.

The ESG score is calculated by MSCI ESG:

The ESG scores is based on the ESG ratings of the portfolio positions but also on the ratio of ESG rating upgrades to downgrades. Our target ESG score is at least 9.0 (maximum 10)

The SDG impact is calculated by MSCI ESG:

The SDG impact is measured by the companies' turnover which can clearly be attributed to a theme. We translate these MSCI ESG themes in specific SDG impacts without changing the portfolio impact number.

The Carbon intensity is calculated by MSCI ESG:

The Carbon intensity is measured in t CO2 divided by sales for every company and aggregated for the funds.

We measure our portfolios' climate risk with the support of the company right. based on science.

<https://www.right-basedonscience.de/en> The result: **The positions of the SDG Evolution Flexibel and of the SDG Evolution Bonds are causing a warming of less than 2 degrees. We support climate transition!**

For our bond fund we use for comparison the db x-trackers II ESG Corporate Bond UCITS ETF.

For our balanced fund we use 70% of the Corporate Bond ETF mentioned above and 30% of the equity ETF Xtrackers MSCI Europe ESG UCITS Class 1C (reflecting our average equity allocation of 30%).

Only for professional clients and eligible counterparties. Not for private customers – Advertisement.

This advertisement does not constitute investment advice. No guarantee is given as to the accuracy and completeness of the information and any liability for any damage resulting from the use and / or disclosure of this information is rejected.

The information is directed only at investors in the countries in which the respective fund is authorized for distribution. They are not intended for publication or use by persons or companies in a country in which the fund is not authorized for distribution. In particular, the units of the respective fund may not be offered for sale or sold within the USA nor to or for the account of US citizens or US persons resident in the USA. The documents published here and the information contained therein may not be distributed in the USA or in other countries in which distribution is not permitted.

The fund portrait is for information purposes only and does not constitute investment advice or solicitation to buy or sell shares in the fund. The sole basis for the purchase of units is the sales documents (key investor information, sales prospectus, annual and semi-annual reports) relating to the fund. Sales documents relating to all of the investment funds of Universal-Investment are available free of charge from your adviser / broker, the responsible depository, or Monega at <https://www.monega.de/>.

The fund has increased volatility due to its composition and investment policy, which means that unit prices may be subject to significant upward and downward fluctuations within a short period of time. Calculations or yield data are not to be understood as a yield commitment; they are purely indicative and based on data and assumptions that may possibly not be realized in practice, only in a different form or at different times. As a result, there is a risk that, in reality, lower returns or even losses, even total loss, will be achieved. Past performance is no indication of future performance.

ESG Portfolio Management GmbH, headquartered in Frankfurt am Main, is an owner-managed company with core competence in bank-independent advice on capital market products. It develops tailor-made solutions for professional investors in order to generate sustainably adequate income despite rather low risk budgets. ESG Portfolio Management is initiator and advisor to the fund SDG Evolution Flexibel.

The information may not be reproduced in extracts or as a whole without the written permission of the creator or passed on to other persons.

ESG Portfolio Management is acting in the context of investment brokerage of and investment advice in financial instruments pursuant to Section 2 (2) No. 3 [and No. 4] of the German Securities Institutions Act ("WpIG") as a contractually tied agent pursuant to Section 3 (2) WpIG exclusively for the account and under the liability of AHP Capital Management GmbH, Weissfrauenstrasse 12-16, 60311 Frankfurt am Main, ("AHP"). In accordance with the legal requirements, AHP is obliged to inform its clients of the following information about "AHP Capital Management GmbH and its investment services: MiFID Information."



ESG Portfolio Management GmbH

Weißfrauenstraße 12-16
60311 Frankfurt am Main
+49 151 50408817
klein@esg-pm.com
www.esg-portfolio-management.com